



## Mobile Communications Antenna M10QXO

GSM 850 / 900 / 1800 / 1900 MHz

Without Housing



- **Low-priced antenna for window mounting and mounting on plastic parts possible (also bumpers and motorcycle fairing)**
- **Including 868 MHz – services and DECT**
- **Our products are RoHS- and REACH-conform**



## Technical Data

### GSM

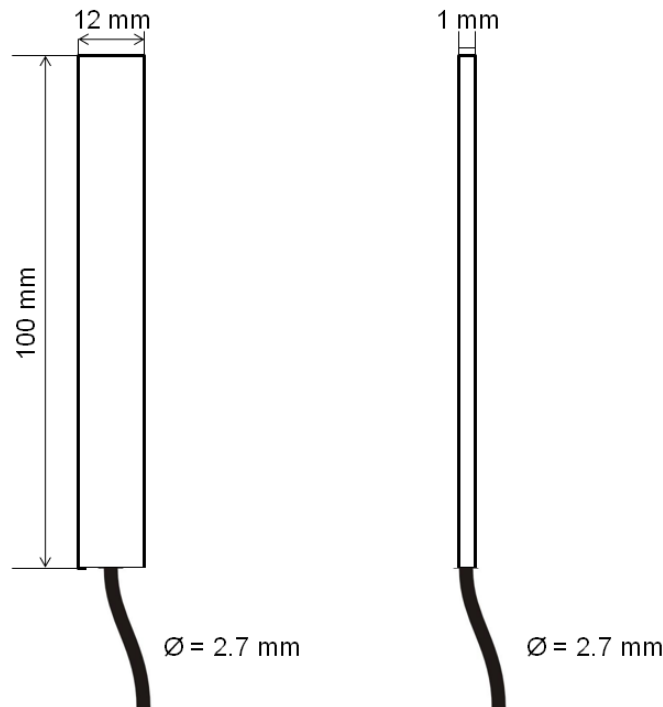
Frequency Range	850/900/1800/1900 MHz
VSWR*	< 2.0 typ.
Peak Gain*	-6.5 dBi typ. (900 MHz) -8 dBi typ. (1800 MHz)

Power max. 10 W

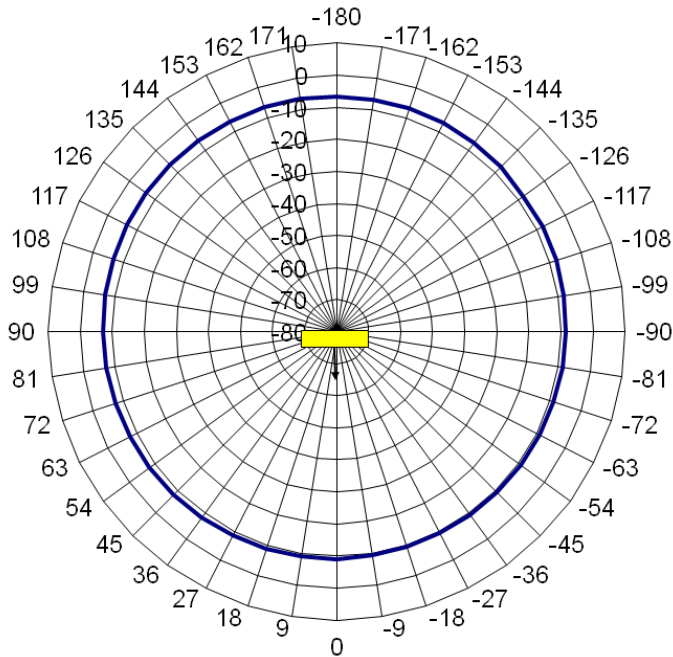
\* Measured with 0.6m cable on 30x30cm ground plane

## Mechanical Data

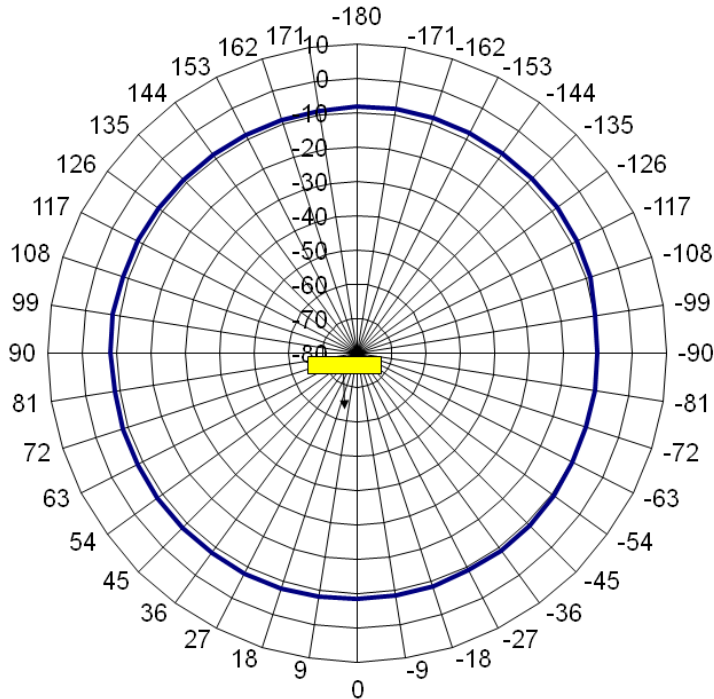
Dimensions (LxBxH)	ca. 100 mm x 12 mm x 1 mm
Temperature Range	-40°C to +85°C (operating temperature)
Connection (Standard)	ca. 3m connecting cable RG174 with GSM/FME(f) Other cablelengths and connectors see ordering example and connector list in Internet



**Radiation diagram (typ.)\***



GSM 900 MHz  
Peak Gain: -6,5 dBi



GSM 1800 MHz  
Peak Gain: -8 dBi

\* Measured with 0.6m cable on 30x30cm glass pane

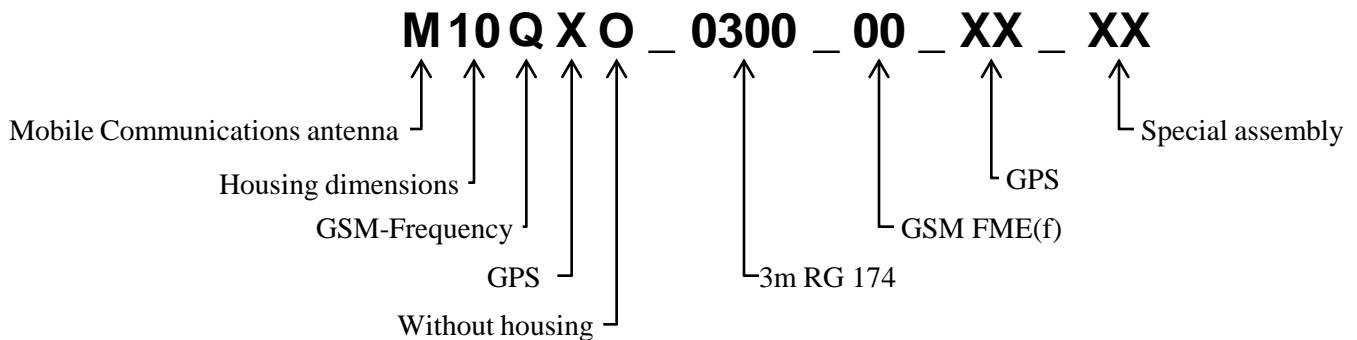
## Mounting Instructions

- To avoid mechanical stress the antenna should not be attached on doors or flaps.
- No extra ground planes are necessary for this antenna (ground plane inside).
- The Operation of the antenna is only guaranteed by installation with the delivered sticker.
- Mountable on all clean, smooth and stainless surfaces.
- Mountable on glass and non-metallic materials.
- Don't stick the antenna unter +10°C to get an optimal adhesion of the sticker.
- Clean seating nonfat before sticking by using the delivered cleaning cloth
- The protection foil has to be removed from the sticker. Stick the antenna on with it's level side and advantage direction (cable pointing below) and apply sufficient pressure.

**Delivery includes:** Sticker; cleaning cloth with isopropanol

**Important:** Before sticking please test the adhesive bonding possibility of the material!

## Ordering example



## Warranty

The lawful warranty conditions apply.