



90W AC-DC Desktop Power Supply PSD90ExxxK3

- Universal AC Input 90 – 264 VAC
- Low Voltage Power Supply
- No minimum load requirement
- 100 % burn in test
- Standard: CE, UL, cUL, FCC
- CEC & DOE Efficiency Level VI, ErP Tier2 and RoHS compliant

90W AC-DC Desktop Power Supply PSD90ExxxK3

Model Selection Guide

Item	Input nominal Voltage [VAC]	Input current Full-load [mA]	Output voltage [VDC]	Output current Max. [mA]
PSD90E120K3	90 - 264	1500	12	7500
PSD90E150K3	90 - 264	1500	15	6000
PSD90E190K3	90 - 264	1500	19	4740
PSD90E240K3	90 - 264	1500	24	3750
PSD90E480K3	90 - 264	1500	48	1875

90W AC-DC Desktop Power Supply PSD90ExxxK3

Specifications

Input

1	Input Voltage	AC 90V – 264V Universal full range
2	Frequency Rated	50 – 60 Hz (47 – 63Hz)
3	Input Rated Current	Max. 1.5 A RMS
4	Inrush Current @ Cool start	No damage. On power when switching on/off repeatedly under any condition
5	Leakage Current	Max. 3.5mA
6	Average Efficiency	Min. 88% (CEC & DOE Level VI compliant) Min. 88% (ErP Compliant) Min. 89% (EC COC Tier 2 compliant)
7	Input Power (no load)	<0.21W (CEC & DOE Level VI compliant) <0.21W (ErP Compliant) <0.15W (EC COC Tier 2 compliant)

Output

8	Output Voltage	See model selection guide
9	Output Current max.	See model selection guide
10	Line Regulation	±1%
11	Output Voltage Tolerance	±5%
12	Over Voltage Protection	Yes (Protected through primary circuit IC)
13	Short Circuit Protection	Yes (Output shut down and auto restart)
14	Ripple Voltage (Full load)	Max. 300mV (p-p) at 100-240V AC Input *1)

(1).Measuring is done by 20MHz bandwidth oscilloscope and terminated each output with a 10uf aluminum electrolytic capacitor and 0.1uf ceramic capacitor.

Others

15	Hi-pot Specification (input to output)	I/P-O/P : 3000Vac OR 4242VDC, 10mA 60Sec. (between primary side and secondary side.)
16	Insulation Resistance (input to output)	500VDC to test the input to output not to be less 100MΩ
17	Cooling	Natural Cooling
18	RoHS compliant	Yes

Environment

19	Temperature	Operating : 0°C to +40°C Storage : -10°C to +70°C
20	Humidity	Operating : 20% to 80% Storage : 10% to 90%
21	Packaging	white folding box

90W AC-DC Desktop Power Supply PSD90ExxxK3

Specifications

■ Cable & Connectors


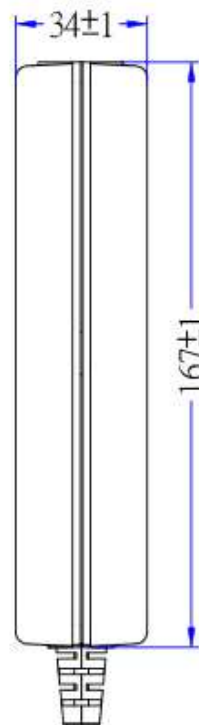

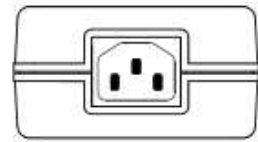
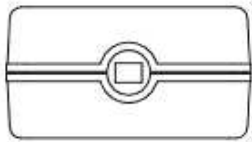
22	AC Plug	Inlet IEC-60320 / Type C14 (3-Pin)
23	DC Plug	DC power plug: OD 5,5mm / ID 2,1mm / L 12mm
24	DC Cable	2 wire AWG16 for 12 and 15VDC versions 2 wire AWG18 for 19, 24 and 48VDC versions

■ Safety & EMC

		EMC	EN61204-3:2000, Class B EN55032:2012+AC:2013, Class B EN55024:2010
25	Europe	LVD Safety ErP	2014/35/EU, EN 62368-1:2014/A11:2017 EN 62368-1:2014 / A11:2017 2019/1782
26	North America	Safety	UL62368-1 CSA C22.2 No. 62368-1 FCC Part 15 Subpart B Class B

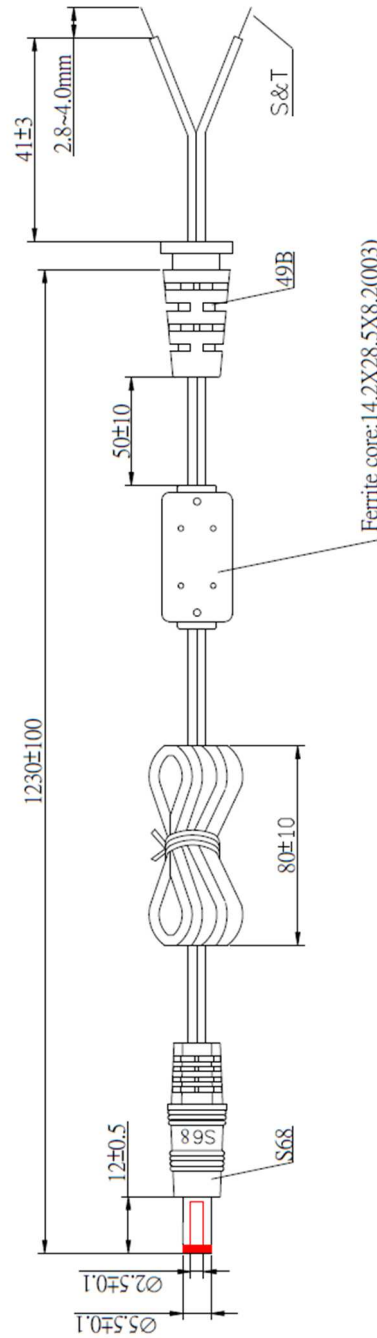
90W AC-DC Desktop Power Supply PSD90ExxxK3

Dimensions



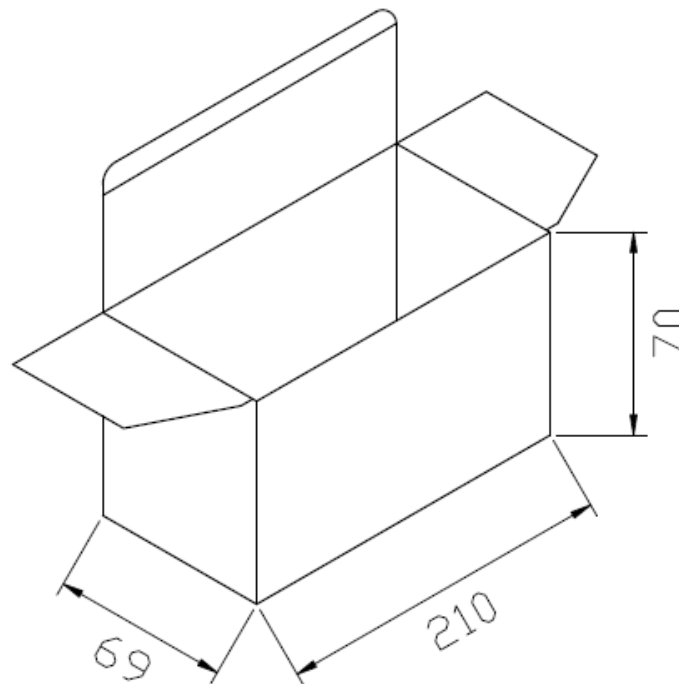
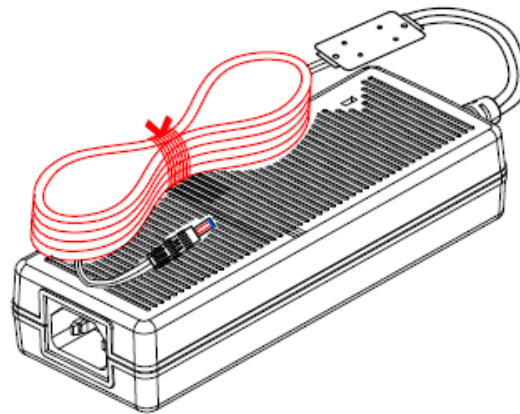
90W AC-DC Desktop Power Supply PSD90ExxxK3

DC cable / connector



90W AC-DC Desktop Power Supply PSD90ExxxK3

Others / Drawings



90W AC-DC Desktop Power Supply PSD90ExxxK3

Accessories

AC-cables	Cable	AC-Plug	Appliance Outlet
H7M300	3-pole instrument cable, L=1.8m	Swiss-Plug	C13
H7M301	3-pole instrument cable, L=1.8m	Schuko-Plug	C13
H7M302	3-pole instrument cable, L=1.8m	US-Plug	C13
H7M303	3-pole instrument cable, L=1.8m	AUS-Plug	C13
H7M304	3-pole instrument cable, L=1.8m	UK-Plug	C13

AC-cables need to be ordered separately.

90W AC-DC Desktop Power Supply PSD90ExxxK3

Contact

HY-LINE AG

Hochstrasse 355
CH-8200 Schaffhausen

Support:

+41 (0) 52 / 647 42 00

+41 (0) 52 / 647 42 01

eMAIL:

info@hy-line.ch



HY-LINE AG

HY-LINE AG gehört zur HY-LINE Gruppe, einer Gruppe von spezialisierten Distributoren.

HY-LINE AG ist Spezialist für Batterien und Systeme. Im Fokus stehen neben Standardbatterien und Lade- und Wartungssysteme die Entwicklung und Konzeption von kundenspezifischen Batterien und Systemen.

HY-LINE® ist eine eingetragene Marke der HY-LINE Gruppe
PSD90ExxxK3_DAB_2005_Rev04 | May 2020
Änderungen vorbehalten | Alle Angaben ohne Gewähr
© 2020, HY-LINE Gruppe

hy-line.ch

LEADER IN TECHNOLOGY.

